

## Phosphomolybdate (Ascorbic Acid) Method<sup>1</sup>

2.0 to 30.0 mg/L as PO<sub>4</sub><sup>3-</sup>

Method 10282

Chemkey<sup>®</sup> Reagents

**Scope and application:** For boiler water.

<sup>1</sup> Adapted from *Standard Methods for the Examination of Water and Wastewater*, 4500-P E.



### Test preparation

#### Before starting

Make sure that the sample is colorless and the turbidity value is less than 20 NTU.

Use a new Chemkey for each measurement.

Do not touch the Chemkey with hands.

Do not move the Chemkey after it is installed in the meter.

The display shows a progress bar with the time that remains until the measurement is completed. Different parameters have different reaction times.

The meter automatically identifies the type of Chemkey(s) that is installed.

Refer to the meter documentation for additional information.

The Chemkeys are articles and have no MSDS/SDS.

Dispose of reacted solutions according to local, state and federal regulations. Refer to the environmental, health and safety staff for your facility and/or local regulatory agencies for further disposal information.

#### Items to collect


Description	Quantity
Phosphate High Range Chemkey Reagents	1

Refer to [Consumables and replacement items](#) on page 3 for order information.


#### Test procedure



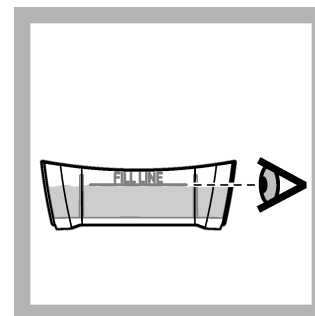
**1.** Peel back the packaging to show the end of the Chemkey. Do not touch the Chemkey with hands.



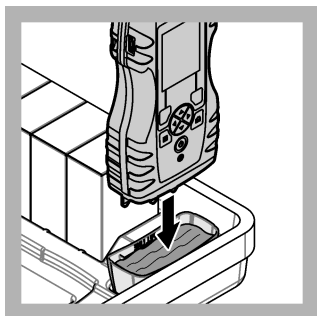
**2.** Put the Chemkey quickly in one movement into any slot. Carefully remove the packaging from the Chemkey.



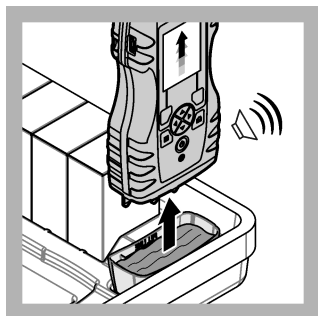
**3.** Rinse the sample cup with the sample.




**4.** Fill the sample cup to the fill-line with sample.



5. Put the meter into the sample cup.



6. Wait for the sound alert and/or the meter removal animation (within 1 to 2 seconds), then immediately remove the meter from the sample cup.



7. Put the meter back into the case. Wait for the measurement to complete.

## Interferences

The substances that are shown in [Table 1](#) interfere in the phosphate determination at the given concentrations. The interference from some substances can be prevented by pretreatment of the sample as shown in the table. If the sample is pretreated, use the pretreated sample only for the applicable parameter. Do not use a pretreated sample to measure multiple parameters.

[Table 2](#) shows the substances that were tested and do not interfere at or below the levels that are shown.

**Table 1 Interfering substances**

Interfering substance	Interference level
Silica	Causes a positive interference above 20 mg/L as SiO <sub>2</sub>
Highly buffered samples or extreme sample pH	Can prevent the correct pH adjustment of the sample by the Chemkey. Sample pretreatment may be necessary. Adjust to approximately pH 6 samples with pH above 12.

**Table 2 Non-interfering substances**

Substance	Maximum level tested	Substance	Maximum level tested
Alkalinity (as CaCO <sub>3</sub> )	700 mg/L	Nitrate (NO <sub>3</sub> <sup>-</sup> -N)	50 mg/L
Chloride (Cl <sup>-</sup> )	1000 mg/L	Potassium (K <sup>+</sup> )	100 mg/L
Copper (Cu <sup>2+</sup> )	1.0 mg/L	Silica (SiO <sub>2</sub> )	20 mg/L
Ca Hardness (as CaCO <sub>3</sub> )	600 mg/L	Sodium (Na <sup>+</sup> )	3000 mg/L
Mg Hardness (as CaCO <sub>3</sub> )	600 mg/L	Sulfate (SO <sub>4</sub> <sup>2-</sup> )	1000 mg/L
Iron (Fe <sup>2+</sup> )	2.0 mg/L	Zinc (Zn <sup>2+</sup> )	2.0 mg/L
Manganese (Mn <sup>2+</sup> )	0.50 mg/L		

## Accuracy check

### Standard solution method

Use the standard solution method to validate the test procedure, the reagents and the instrument.

Items to collect:

- 500-mg/L as PO<sub>4</sub> Phosphate Standard Solution (Voluette Ampules)
- 200-mL volumetric flask, Class A
- Pipet, adjustable volume, 1.0–5.0 mL and pipet tip

- Deionized water
1. Prepare a 10 mg/L phosphate standard solution as follows:
    - a. Use a pipet to add 4.0 mL phosphate standard solution into the volumetric flask.
    - b. Dilute to the mark with deionized water. Mix well. Prepare this solution daily.
  2. Use the test procedure to measure the concentration of the prepared standard solution.
  3. Compare the expected result to the actual result.
 

**Note:** The factory calibration can be adjusted slightly with the standard adjust option so that the instrument shows the expected value of the standard solution. The adjusted calibration is then used for all test results. This adjustment can increase the test accuracy when there are small variations in the reagents or instruments.

## Method performance

The method performance data that follows was derived from laboratory tests during ideal test conditions. Users can get different results under different test conditions.

Method detection limit (MDL)<sup>1</sup> = 0.50 mg/L

Standard	Precision (95% confidence interval)	Sensitivity Concentration change per 0.010 Abs change
15 ppm PO <sub>4</sub>	14.2–15.8 mg/L PO <sub>4</sub>	0.095 mg/L PO <sub>4</sub> <sup>3-</sup>

## Summary of method

Orthophosphate reacts with molybdate in an acid medium to form a phosphomolybdate complex. This compound is then reduced to form a blue complex, which is proportional to the phosphate concentration.

## Consumables and replacement items

Description	Quantity/Test	Unit	Item no.
Phosphate High Range Chemkey <sup>®</sup> Reagents	1	25/pkg	8636500
Sample cup	1	each	9418100

## Recommended standards

Description	Unit	Item no.
Phosphate Standard Solution, 500-mg/L, 10-mL Voluette <sup>®</sup> Ampules	16/pkg	1424210

## Optional reagents and apparatus

Description	Unit	Item no.
Ampule Breaker, 10-mL Voluette <sup>®</sup> Ampules	each	2196800
Flask, volumetric, Class A, 200 mL	each	1457445
Pipet, adjustable volume, 1.0–5.0 mL	each	BBP065
Pipet tips, for 1.0–5.0 mL pipet	75/pkg	BBP068
Water, deionized	4 L	27256

<sup>1</sup> The U.S. Environmental Protection Agency (USEPA) method detection limit (MDL) is described as the minimum concentration of a substance that can be measured and reported with 99-percent confidence that the analyte concentration is greater than zero.



**FOR TECHNICAL ASSISTANCE, PRICE INFORMATION AND ORDERING:**  
In the U.S.A. – Call toll-free **800-227-4224**  
Outside the U.S.A. – Contact the **HACH office or distributor serving you.**  
On the Worldwide Web – [www.hach.com](http://www.hach.com); E-mail – [techhelp@hach.com](mailto:techhelp@hach.com)

**HACH COMPANY**  
WORLD HEADQUARTERS  
Telephone: (970) 669-3050  
FAX: (970) 669-2932